

JUNG PUMPEN U3K DRAINAGE PUMPS

APPLICATION

The U3K(S) is an extremely versatile centrifugal submersible pump for stationary and portable use. EIP technology for safer operation, integrated flushing device for reducing deposits and integrated low level pumping for preventing flooding are only a few of the innovative features that set this pump apart.

The pump removes rain water, lightly polluted water and domestic waste water from household dishwashers and washing machines (also high temperature).

In stationary use the U3KS with automatic switching removes the water from drains in cellars, laundries or storerooms and serves as a flood protection. The guide rail system GR 32 offers all the advantages of fast and easy maintenance. Our ready-to-install collecting tanks extend the range of uses. If the sump or tank runs dry temporarily, the pump can be vented by providing a drill-hole in the spiral housing.

For mildly aggressive media such as brackish water, condensate from condensing boilers, liquid manure etc., the U 3 K (S) spezial should be used. For heavily contaminated water we recommend the waste water pumps of the US-range.

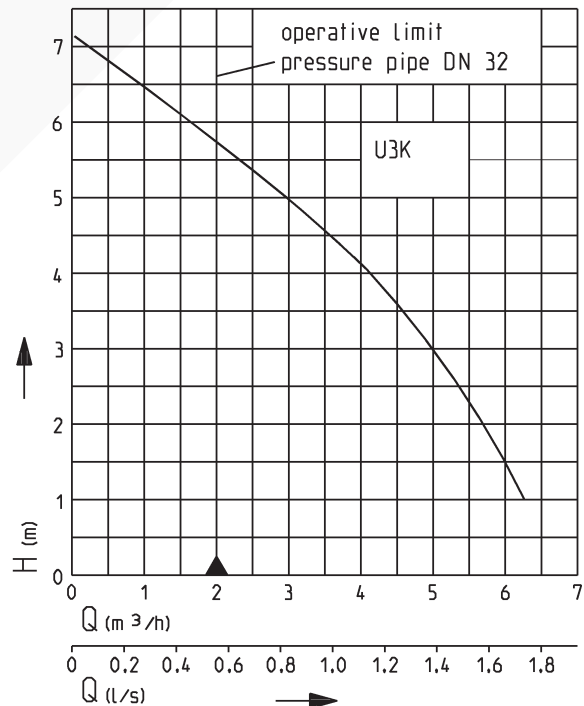
If submersible pumps are used outdoors, only a pump with 10 m cable without extension cable may be used in accordance with VDE Regulation 0100. For construction sites and garden ponds, a H07-type cable must be used.

- Continuous operation
 - Low level pumping
 - Flushing device
 - Built-in level control
 - Variable discharge branch
 - Safe to run dry
-
- EIP technology
 - Swing-type check valve for portable use
 - Moisture sealed cable inlet



U3KS with built-in level control

PERFORMANCE



27945-00

We reserve the right to change specifications without notice

Pump performance is subject to ISO 9906 tolerances

The minimum flow velocity in the pressure piping must be 0.7 m/s according to EN 12056.
This data is represented in the performance curve as a limit of application.

JUNG PUMPEN U3K

DRAINAGE PUMPS

DRAINAGE PUMPS

Type	Height x Width	Dis-charge branch	Free passage	Cable quality	Cable length	Weight approx	Code No.
Pump without level control (not to be utilised on construction sites, as per VDE regulations)							
U3K without bend	255 x 170 mm	1¼"	10 mm	H05RN-F-3G0,75	10 m	3.7 kg	JP00205
U3K with bend	255 x 225 mm	1¼"	10 mm	H05RN-F-3G0,75	10 m	3.7 kg	JP00205
Pumps with built-in level control							
U3KS (acc. to VDE, not to be used outdoors)	255 x 275 mm	1¼"	10 mm	H05RN-F-3G0.75	3 m	3.4 kg	JP00206
U3KS	255 x 275 mm	1¼"	10 mm	H07RN-F-3G1.0	10 m	4.3 kg	JP09808

PERFORMANCE

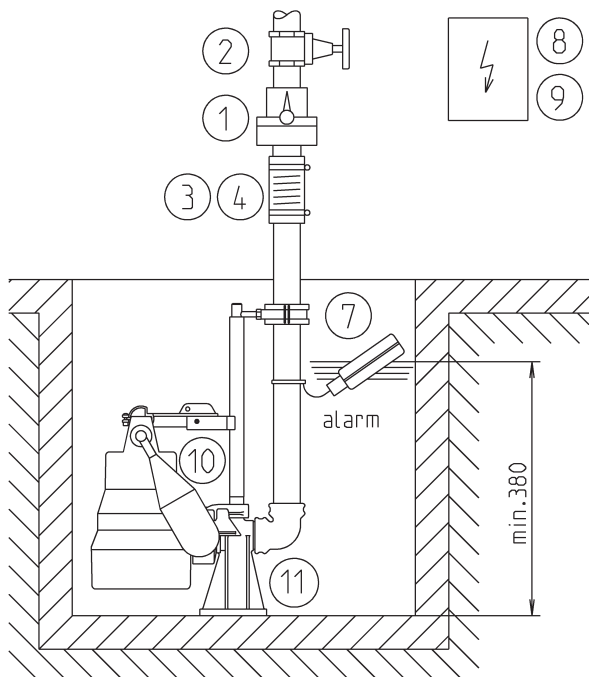
Type	Delivery head H [m]	1	2	3	4	5	6
U3K	Flow rate Q [m³/h]	6.5	5.5	5.0	4.0	3.0	1.5

ELECTRICAL DATA

Type	Type of current	Voltage Volt	Motor rating kW		RPM min ⁻¹	Current Ampere	Motor protection	Plug
			P ₁	P ₂				
U3K	1-phase	1/N/PE~230	0.32	0.20	2720	1.4	integrated	Safety-

Example of single pump installation with GR

Single unit with built-in level control
 Sump area with GR 32 min. 40 x 50 cm
 Sump area without GR min. 40 x 40 cm (without illustr.)

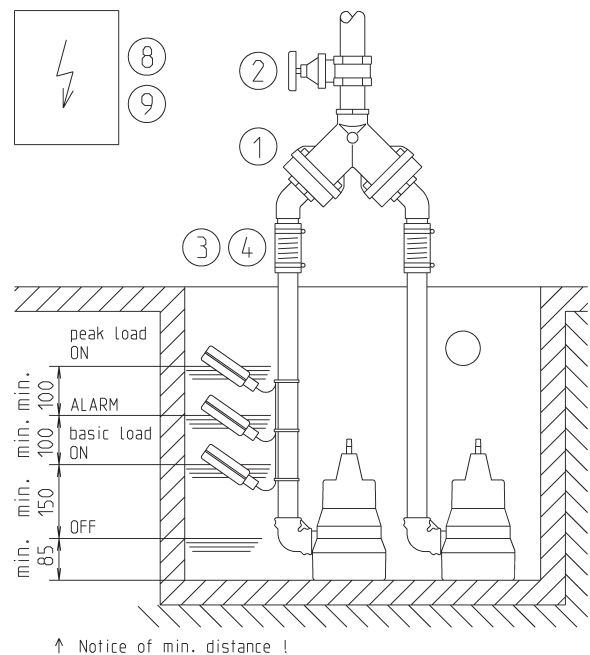


27826-02

In case of installation beneath the backpressure level the pressure tube must be taken in a loop over the local backup level acc. to EN 12056. Besides, it must be secured with an EN 12050-4-proofed swing-type check valve. Additionally we recommend an alarm system.

Example of duplex pump installation

Duplex unit with control unit
 Sump area with GR 32 min. 50 x 50 cm (without illustr.)
 Sump area without GR min. 50 x 50 cm
 Suspend control unit in a dry room.



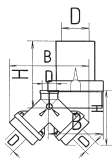
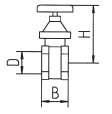
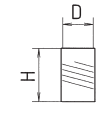

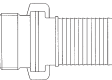

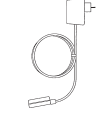
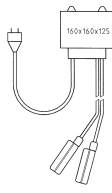
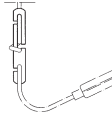


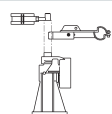
27827-01

In accordance with DIN EN 12056-4 section 5.1, it has a built-in automatic spare pump or a double attachment included, which ensures that sewage drainage is not interrupted.

JUNG PUMPEN U3K

DRAINAGE PUMPS

ACCESSORIES

					Code No.	U3K	U3KS	
	1 Swing-type check valve 1¼" (DN 32), PN 4 DIN EN 12050-4 DoppelSwing-type check valve 1½" (DN 40), PN 4 for duplex pump station DIN EN 12050-4	H	B	D	JP09739	•	•	
		90	90	1¼"				
		H	B	D	JP09155	•		
		200	280	1½"				
	2 Stop valve 1¼" (DN 32), PN 16 1½" (DN 40), PN 16	H	B	D	JP44785	•	•	
		110	max. 60	1¼"				
		125	max. 60	1½"	JP44786	•		
	3 Elastic connection 1¼" (DN 32), PN 3	H		D	JP44773	•	•	
		100		42				
	4 Hose band clamp 1¼"				JP44765	•	•	
	5 Hose coupling 1¼" (DN 32) Messing, für transportablen Einsatz Hose connection 1 ¼" – 38/32/25				JP00327	•	•	
						JP44209	•	•
	6 Hose set , 15 m PVC hose c/w elbow				JP43550	•	•	
	7 Alarm unit AG3 with sub. ball contact switch, separate, mains-dependent, with potential free contact and 3 m cable Alarm unit AG10 ditto, with 9.5 m cable Alarm unit washing machine stop AW3 with submersible ball contact switch with 3 m cable, separate, mains-dependent				JP44891		•	
						JP44892		•
							JP44895	•
	8 Separate level controls for single unit (see level controls for description) NE 1 with sub. ball contact switch 3.0 m NE 2 with sub. ball contact switch 9.5 m NE 1A with sub. ball contact switch 3.0 m and alarm system NE 2A with sub. ball contact switch 9.5 m and alarm system Counterweight (1 piece)				JP16710	•		
						JP16711	•	
						JP16714	•	
						JP16715	•	
						JP44803	•	
	Duplex control unit (see section on level controls for description) BD 00E Subm. switch pack B with 3 subm. ball contact switches with 9.5 m cable and fixing device Subm. switch pack BmG with 3 subm. ball contact switches with 9.5 m cable and counterweight				JP45735	•		
						JP16725	•	
						JP16726	•	
	9 Rechargeable battery for off the line operation of the alarm system				JP44850	•	•	
	10 Special float assembly for low switching points (Switching height without GR ON 105 mm, OFF 45 mm; switching height with GR 32 ON 135 mm, OFF 75 mm) Special float assembly for narrow chambers (min. 30 x 30 cm) Switching height without GR ON 240 mm, OFF 120 mm				JP44795		•	
						JP40856		•
	Float fixation for continuous pump operation				JP42175		•	
	11 Guide rail system GR 32 Support for guide rail extension ex 2 m sump depth, per m 1 piece				JP44000	•	•	
						JP28314	•	•

JUNG PUMPEN U3K

DRAINAGE PUMPS

TECHNICAL DATA

Pump

Vertical, single-stage, submersible, foot strainer with 10 mm free passage – detachable for activating low level pumping. Spiral casing with 1 1/4" (male) radial pressure branch and integrated swing-type check valve, spiral casing with flushing device for drain cleaning, EIP technology hydraulics with open 5-blade impeller.

Bearings

Common shaft for pump and motor mounted in ball bearings and permanently grease lubricated.

Seal

A shaft seal, which is completely secure against running dry thanks to a three-fold

radial shaft seal ring and intermediate oil chamber.

Motor

Submersible motor, type of enclosure IP 68, insulation class B, motor thermostat for emergency switch-off on overheating with automatic switch-on after sufficient cooling, switched on via plug or automatic switching, moisture sealed cable inlet for protecting the pump in the event of damage to the cable, continuous operation when not submerged on account of its motor jacket cooling.

Material

Motor housing, shaft and screws in stainless steel, spiral casing, impeller and control head in plastic (GRP), rubber

insulated sewage resistant flexible cable.

Installation

Install pump vertically (those connection possible); if installed permanently, provide detachable connection, e.g. the uncomplicated and easy to maintain guide rail system GR 32.

Scope of supply

Pump ready for connection acc. to EN 12050 with 90°, 1 1/4" female connection elbow, cable and plug, S model with automatic level float switch.

