

NOCCHI WATERPRESS

PRESSURE BOOSTER UNITS WITH 24-LITER HORIZONTAL EXPANSION TANK

The WATERPRESS pressure boosters are constructed with the JET series self-priming centrifugal pumps. They are supplied pre-wired, complete with 24-liter expansion tank and ready for installation and use.

APPLICATIONS

- Lifting and distribution of water in domestic systems.
- Pressure booster systems, washing and irrigation.

DESIGN SPECIFICATIONS

- Pressure switch (max 6 bar) set to: min 2 - max 3 bar.
- Pressure gauge (6 bar).
- 3-way connector in chrome-plated molded brass (model Waterpress 70/50).
- 24-liter expansion tank in painted steel with interchangeable foodgrade rubber diaphragm.
- Hydraulic connection tuboflex hose.
- 1.5 m H05 RN-F power cable with plug.

APPLICATION DATA

- Type of liquid: clean water without suspended solid bodies or abrasive material.
- Maximum liquid temperature: 50°C.
- Maximum recommended suction height: 8 m with foot valve.
- Maximum operating pressure: 6 bar.

MOTOR

- Closed, ventilated from exterior.
- Protection rating IP 44.
- Insulation class F.
- Single phase power supply with permanently activated capacitor.
- Thermal cutout protection incorporated in motor winding.
- Rotation speed 2850 rpm.
- Continuous duty.




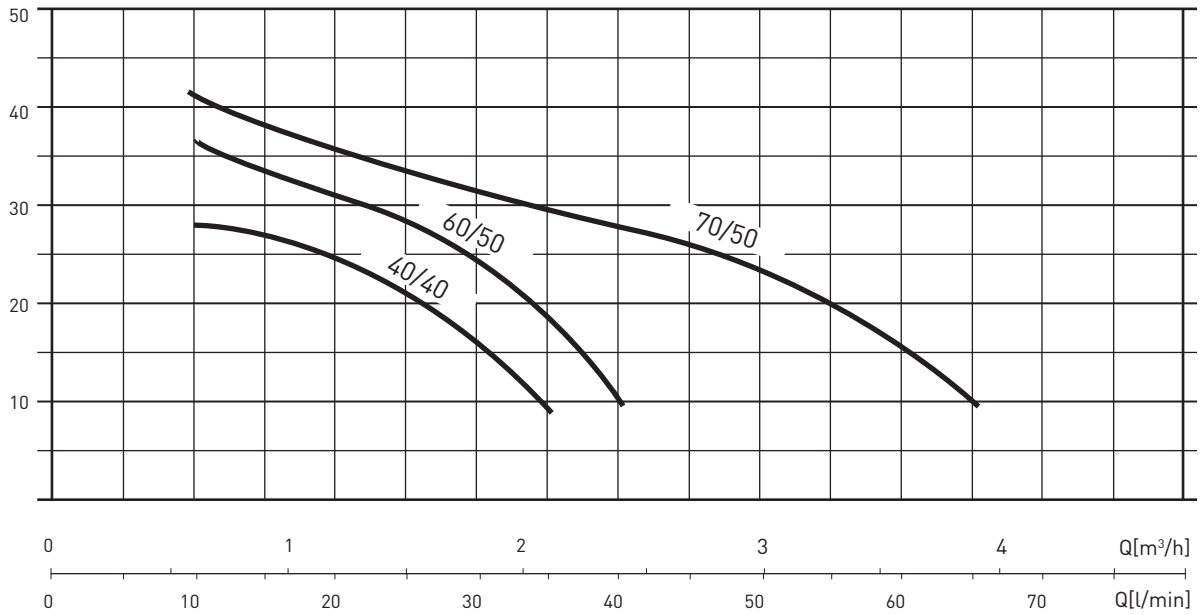
TABLE OF MATERIALS

Component	Material	
	WATERPRESS 40/40 - 60/50	WATERPRESS 70/50
Pump body	Cast iron EN GJL 200 (ex G20)	Cast iron EN GJL 200 (ex G20)
Motor bracket	Aluminum	Cast iron EN GJL 200 (ex G20)
Impellers	Technopolymer with shim ring in stainless steel X5 CrNi 1810 (AISI 304)	Technopolymer
Diffuser-Venturi pipe nozzle	Freestanding unit Technopolymer	Technopolymer
Motor shaft	Stainless steel X5 CrNi 1810 (AISI 304)	Stainless steel X5 CrNi 1810 (AISI 304)
Mechanical gasket	Graphite	Graphite
Counterface	Ceramic	Ceramic
Seals	NBR 70 shore	NBR 70 shore

NOCCHI WATERPRESS

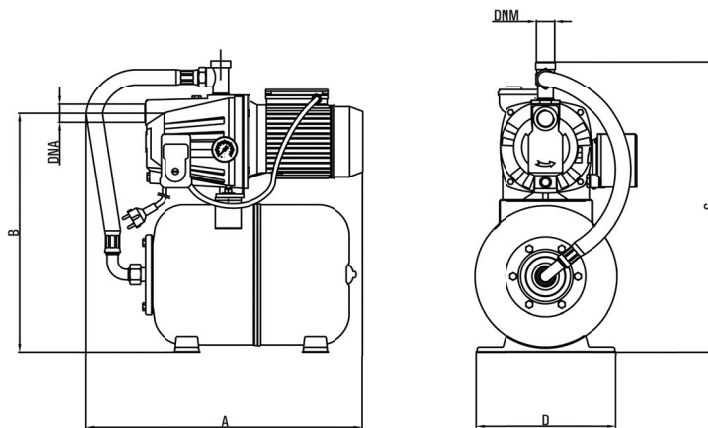
PRESSURE UNITS WITH 24-LITER HORIZONTAL EXPANSION TANK

HYDRAULIC PERFORMANCE



PERFORMANCE TABLE

MODEL	Motor output (P2)		Motor output (P1)		VOLT	In (A)	μF	Q	L/min m³/h	0	10	20	30	40	50	60	70
	HP	kW	HP	kW						0	0.3	1.2	1.8	2.4	3	3.6	4.2
WATERPRESS 40/40M	0.50	0.37	0.80	0.60	1 ~ 220 - 240 V	3	6	m.c.a. / m.w.c.	41	28	21						
WATERPRESS 60/50	0.75	0.55	1.1	0.80	1 ~ 220 - 240 V	4	10		46	36	31	24	9	4			
WATERPRESS 70/50	1.36	1	1.5	1.1	1 ~ 220 - 240 V	5	16		49	41	36	32	28	25	15	3	



OVERALL DIMENSIONS AND WEIGHTS

MODEL	Dimensions (mm)						Weight (kg)
	A	B	C	D	DNA	DNM	
WATERPRESS 40/40	510	430	470	260	1" F	1" F	13.7
WATERPRESS 60/50	510	430	470	260	1" F	1" F	14.5
WATERPRESS 70/50	520	460	550	315	1" F	1" F	22.3